

PERGO®

ORIGINAL LAMINATE

NEW
2016

Sensation!

FLOORS FOR REAL LIFE



Welcome home

A home should be a place to enjoy. Where you can relax,
invite friends, throw parties or treat yourself to a slow weekend morning.
A place to live without worry on your mind.

That is why we are proud to be the inventor of the original laminate floor. A floor that combines beautiful design and long-lasting durability like no other. Pergo laminate floors are made to withstand years of use and still look beautiful. In other words, it's the perfect choice for a home where you are free from worry, and free to relax.


This year we take the concept of the laminate floor one giant step further. With the introduction of Sensation laminate we are pushing the boundaries of what a laminate floor can look – and feel – like. And it is a big part of why we are particularly proud to invite you into the new catalogue.

Welcome home to Pergo!

sensation 3 long plank 8 natural variation 9 formats 10 inspiration 12
environment 48 quality levels 50 installation 53 finishes 55 decors 56
domestic extra collection 63 accessories 64 matching matrix 72 technical guide

35 years
ago we
invented
laminated
flooring

**NOW WE DO IT
AGAIN!**



Can you tell the difference?

The new, deeper embossing
brings out every grain in our
wood designs.

Beautiful details

Every design highlights
the natural character of wood,
even down
into the bevels.

A look to LOVE

A new matt finish brings
out the best of wood and puts
the final touch on the
Pergo Sensation floors.

Feel the sensation!


Visit your nearest
dealer for a hands-on
experience.



It's a sensation

Pergo invented the laminate floor 35 years ago. And with the introduction of Pergo Sensation, we are re-inventing it all over again. Because our new collection of laminate floors is nothing short of what the name suggests.

Your eyes will notice the difference right away. Pergo Sensation floors do not look like any other laminate floor. Then try running your fingers across the floor boards and you're in for a real surprise. The authentic, true-to-nature surface is made possible by an innovative technique that can reproduce deep grooves of wood to perfection. The natural look is enhanced by a brand new matt finish, that adds to the »woodlike« feeling. The result really is a Pergo Sensation.





Irresistibly water-resistant

Pergo Sensation takes laminate flooring to a whole new level – even when it comes to water resistance. No more worrying about getting water on the floor, here is the perfect alternative for kitchens or hallways!

The new Pergo Sensation floors are not only designed to look great, they are also innovative when it comes to performance. With the brand new AquaSafe technology your new laminate floor is now protected against water like never before!

The surface protection of our new Sensation floors extends all the way into the bevels to create a fully closed surface.

In addition, a water repellent coating on the plank edges ensures that water cannot penetrate the floor. Being water-resistant, a Sensation floor is also hygienic. Dirt – just like water – simply stays on the surface and can be wiped away easily. So it's safe to say that in terms of design as well as performance, the new Pergo floors are nothing short of a sensation!



FARMHOUSE OAK, PLANK L0231-03371





Safety all around!

To make your room as water-resistant as your Sensation floor, you need to secure the joints and areas around the floor with the right accessories.

More on page 70



Floors that will go a long way

In our collection of Long planks, you will find designs that will give your room clean visual lines, added space, and a distinct contemporary look. The grandeur of the format magnifies the beauty of nature and allows it to stretch all the way into your home.

If you want even longer planks, Pergo has invented the EndlessPlank™. It's a technique that creates the illusion of a never-ending plank. All decors match perfectly at the end of each plank, forming a continuous design flow that stretches from one wall to the other.

Imperfectly perfect

Variety is a sign of nature, and it provides a special kind of personality to your floor. At Pergo we embrace the randomness that occurs naturally, and use it to design our decors.

We are constantly developing new technologies that make our laminate flooring even more sophisticated.

Our innovative and patented Natural Variation™ has added a whole new dimension to laminate floor design. Thanks to a special technique that randomly

gives each plank a chalked and naturally rustic look, hundreds of different variations are created. The result is an unbeatable and very unique combination: the distinct character of wood, but with all the advantages of a laminate floor.



CHALKED GREY OAK, PLANK L0208-01812

Sizing up your life

1: 1380 x 190 mm 2: 1224 x 408 mm
3: 2050 x 205 mm 4: 1200 x 190 mm



When choosing a floor, design is the obvious place to start. But there is more to a floor than just the decor of the plank. The format also plays a big part in creating the overall impression of your new floor.

Pergo laminate floors are available in four different formats: from long planks that create a modern, spacious ambience, to wide slabs. Several floors have bevelled edges to enhance the feeling of wooden planks or genuine ceramic tiles.

The different formats allow you to transform the feeling of the entire room. Make it wider, narrower, longer, darker or lighter – the options are endless!

Go to pergo.com to find more examples of how different formats can alter the look of your home.

the finishing touch

A beautiful floor is a great place to start, but we are here to help you make it truly special. Take a look at our selection of accessories and underlays that will enable you to create just the floor you want!



read more about
**wallbases
&
underlays**
on page 64

go *create!*

When your imagination is cooking you need to go with the flow – and a floor that can keep up with you. Luckily, our new water-resistant Pergo Sensation floors are ready for all the action and accidents that come with cookery. Just what you need to work wonders in the kitchen.



Ever dreamed of a soft wooden floor but uncertain about the durability? Our Brushed white pine has it all. The deep grain structure and matt surface makes it undistinguishable from real wood. If you love contrasts, black makes a great combination!



BRUSHED WHITE PINE, PLANK L0231-03373



Everyday classics *and modern makeovers*



NEW ENGLAND OAK, PLANK L0231-03369



This classic oak design adapts to every interior like a chameleon, from trendy to contemporary, classic or Scandinavian. A smooth surface without knots or cracks brings serenity and peace to your interior.



Our new Sensation floors present authentic wood designs that bring out the best of modern interiors, as well as timeless furniture.




What
goes
around,
*comes
around*

The vintage look never goes out of style. The warm natural colour of the classic Manor oak brings the room alive. Combine with plants and brass accessories to make your room up-to-date once again.



MANOR OAK, PLANK L0231-03370



Yes some things seem never to go out of style. A classic wood floor design provides a contemporary look for any era.



Anything *but wooden*



Bring the outside inside and pimp your living room with a lot of plants. Browns and greens are essential. The beige color of the Coastal oak lightens up the room and gives it the final touch.

Choose a floor that not only stands up to the test of everyday use, but also manages to inspire with a fresh look year after year.



Weathered by sun and sand, the Limed Grey oak has a soft patina. The light grey color pallet and the feel of subtle wooden details add a maritime touch to your home.




Coasting by the sea



When every breeze reminds you
how far you are from the city,
you just can't beat the easy life.



It's easy to let the material world come between you and the pleasures of a simple life. Fortunately, getting back is just as easy.



PREMIUM OAK, PLANK L0201-01801



MOUNTAIN GREY OAK, PLANK L0201-01802



DARK GREY OAK, PLANK L0201-01805

In a romantic mood?
Combine Silver oak with
a lot of white, light greys and
pastels and love is in the air.

A light touch

Souvenirs you've brought back from your travels put personality into your interior. The farmhouse oak, with knots and cracks accentuated by a deep surface reflects your stories from the past and future.





Adventure awaits



Let your home be a reflection of you, your desires, your memories – and a road map to your future dreams and experiences.






Break through to a new you!

What lies beyond the usual?
Challenge convention, take
an unexpected turn and discover
a new side of yourself.

Dare to experiment with the new
black! On a black floor the colors
of your furniture and accessories
will really come alive to create
a warm and elegant atmosphere.



Personality in every inch





Make your home as memorable as yourself. Stand out from the crowd by playing with colour, patterns and textures. Remember, only you set the limits.

Personalize your room by mixing old and new. Pick and place every piece of furniture with care, to make sure you get it just right. And choosing a floor is no different. The long planks give the grandeur your room deserves.



Me, myself and I!

Knowing exactly what you want
is never going to be easy.
Because if it were, you wouldn't want it.





Carefully chosen design collectors items
and the warm colours of brown wood makes your
interior a cosy place to relax.



The soft whitewashed effect makes a good foundation to a wide range of interior styles, from classic to contemporary and even Scandinavian style. The light coloured oak will add a fresh, natural style and relaxing effect on your livingroom.

BACK *to basics*

Invite the purity of the elements
into your home. Raw, peaceful,
yet delightfully stylish. The ideal
setting for getting back to yourself.





WINTER OAK, PLANK L0223-01764



NATURAL ASH, PLANK L0223-01766



MODERN GREY OAK, PLANK L0223-01753

heart of the home


Whether small or large, the kitchen is the hub of every home. It's where meals are created, laughter is shared, and where we find the energy to recharge for tomorrow.



CLASSIC BEIGE OAK, PLANK L0223-03359



CHOCOLATE OAK, PLANK L0223-01754



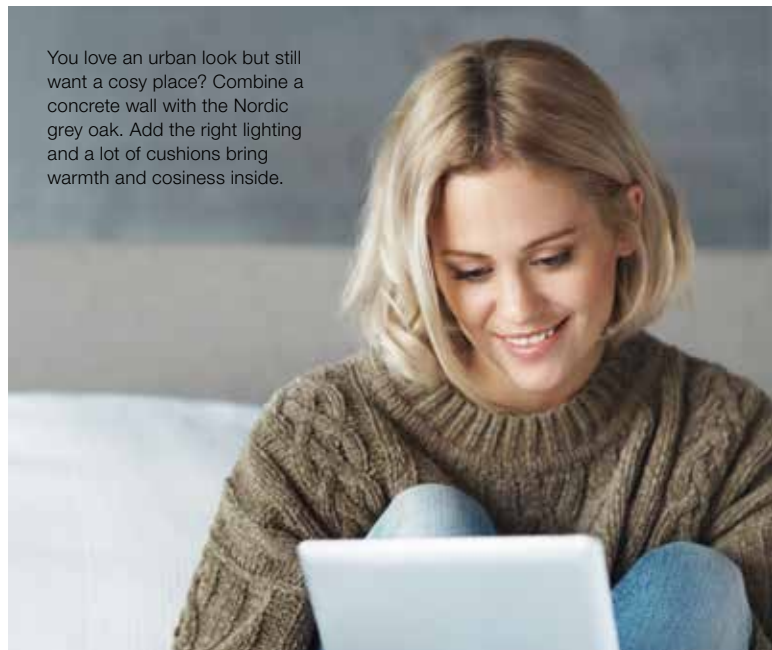
The Cottage grey oak is an extra long plank which creates a spacious effect.

URBAN *oasis*





You love an urban look but still want a cosy place? Combine a concrete wall with the Nordic grey oak. Add the right lighting and a lot of cushions bring warmth and cosiness inside.

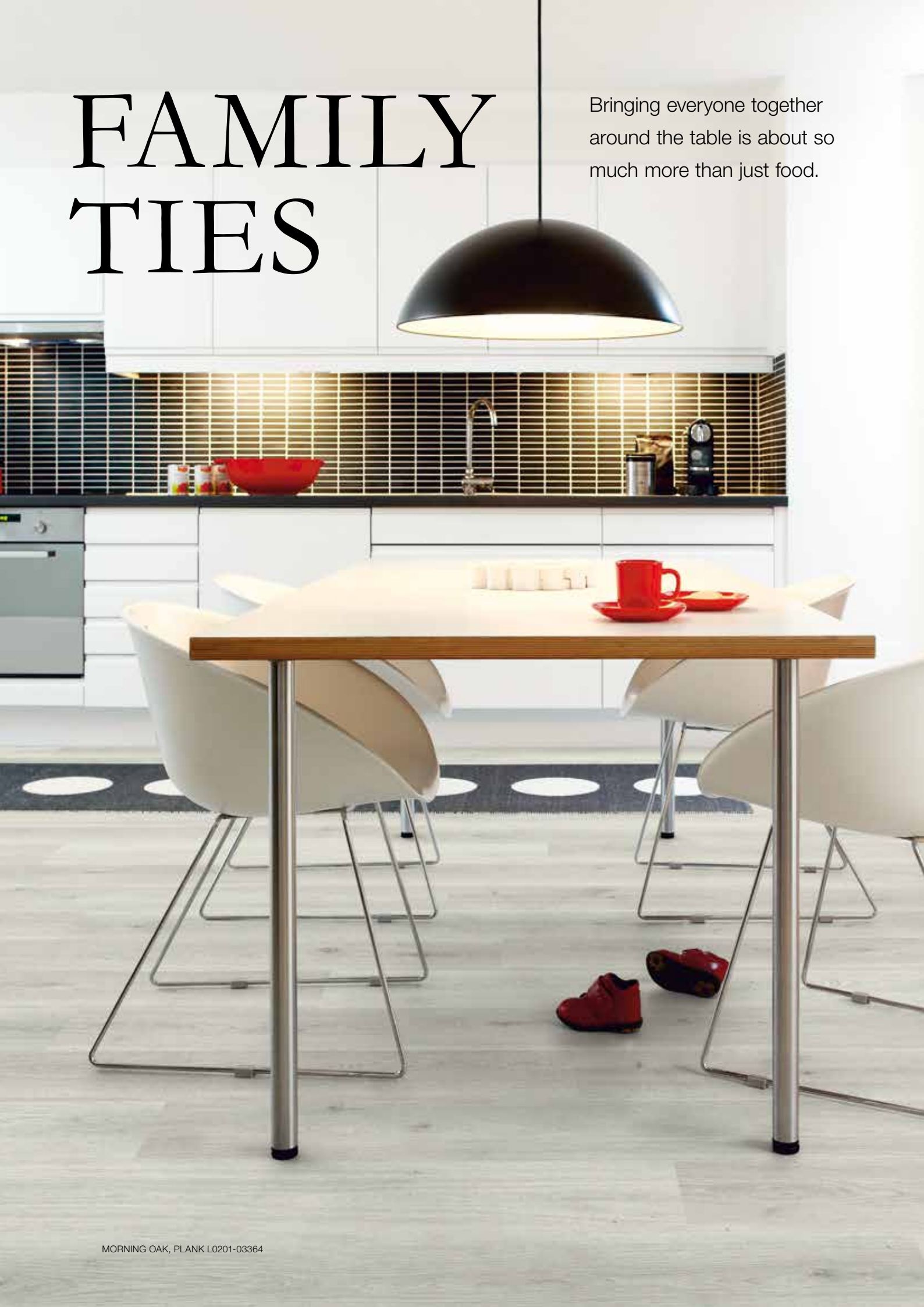


In the midst of a bustling
city awaits your place
of refuge. Away from the clutter,
cleansed of stress.
A safe haven where more would
be so much *less*.



FAMILY TIES

Bringing everyone together
around the table is about so
much more than just food.





The combination of white and the Morning oak design will provide a relaxing effect for your busy life. Add black and red details to create the splashes of energy it needs.



LIVE IT UP!

It's not called a living room
by accident, so make sure
yours is ready to be lived in!



White and vivid colors bring
energy into your room.
It invites you to play, laugh
and enjoy. The Nordic Ash
let the colors come alive.



PLAYTIME NEVER STOPS



The Endless Planks of Beachhouse oak create an incredibly long plank to make your room look more spacious.



As any parent knows,
you need a durable floor
to keep up with the
imagination of youngsters!



COME TO YOUR SENSES

Finding the natural balance in life brings a special reward: you'll be free to perceive the world around you as beautiful as it really is.



To cook, taste, experiment, your kitchen is the place to be! The warm natural color of the Elegant oak 3-strip brings you back to the basics and brings nature inside.





LET IT ALL HANG OUT

It's all about making good things come easy. Open the doors,
let your friends come along and good times will follow.





You know exactly what you want: Enjoy the beautiful things! The warm color and luxury feel of the Walnut 3-strip invites family and friends to join you.




WALNUT, 3-STRIP L0201-01791

Don't worry
about the environment.
We do.



* Information sur le niveau d'émission de substances volatiles dans l'air intérieur, présentant un risque de toxicité par inhalation, sur une échelle de classe allant de A+ (très faibles émissions) à C (fortes émissions).





At Pergo, we care as much for the environment we help create in your home as the one we share outside. When you choose one of our floors, you should be able to feel safe in the knowledge that it has been produced using a minimum of resources. And we are proud to say: You can.

Our environmental policy affects our choice of raw materials, production processes, transportation and packaging. And it's not just words. We take great pride in putting our environmental ambitions into action. 80% of the content of our products consists of wood surplus from the wood industry. We use only renewable wood products such as pine and spruce – never exotic woods or wood from rainforests that are threatened with extinction.

We've come a long way. We were the first flooring manufacturer to have our products certified with the official Nordic Ecolabel, the Green Swan. Our PEFC certified products (Programme for the Endorsement of Forest Certification schemes) signify that the wood used in these products originates from sustainably managed forests. And we keep looking to find new solutions that are economical as well as sustainable. Because we believe there can't be one without the other.



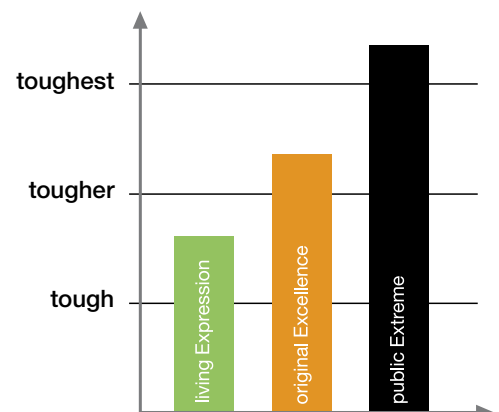
Best durability!

Thanks to the patented **TitanX™ surface protection**, a Pergo laminate floor will keep its elegant finish year in and year out. TitanX™ is a multilayer technology that includes **protective layers** of aluminium oxide particles, which provides superior resistance to wear and scratching. And with the special **impact layers** combined with a **high quality core** material TitanX™ also provides very high resistance for handling dropped objects and high heels. For more technical info see page 75.

Principle construction of a Pergo multilayer floor



- 1 Superior wear and scratch resistance layer
- 2 Crystal clear decor
- 3 Excellent impact resistance
- 4 Moisture resistant HDF core
- 5 Back stabiliser



3 quality levels

= tough, **tougher**, **toughest**

Now it is easier than ever to find the right floor for your home. After all, a kitchen floor will have to withstand more wear than the floor of a spare bedroom. Our decors are available in three different quality levels, offering three levels of durability to fit the different needs in the different rooms of your home. Just find the design you like, and pick the quality level you need.



1

Superior durability for
all-round domestic use

living **Expression**

Class 32 » TitanX™ » **25 year guarantee**



2

Outstanding durability for the
tough demands of everyday life

original **Excellence**

Class 33 » TitanX™ » **Lifetime guarantee**



3

**Extreme durability for
high wear and public areas**

public **Extreme**

Class 34 » TitanX™ » **Lifetime guarantee**



Lifetime guarantee

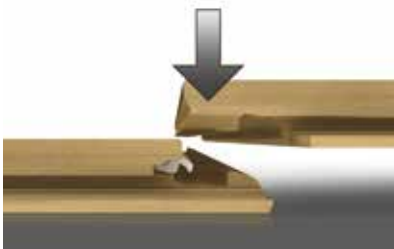
Extreme durability is the reason why we boldly guarantee our floors against wear, stains and fading caused by sunlight for up to 33 years – the best guarantee on the market.

Pergo's guarantees are subject to local law and may therefore vary from country to country. For information about guarantees in your country, contact your nearest Pergo dealer or read more at pergo.com.



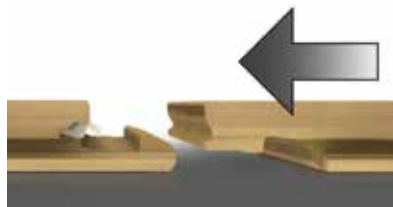
Your floor is just a click away!

Installing your Pergo floor is now faster and easier than ever. All Pergo laminate floors at all quality levels come with the innovative PerfectFold™ 3.0 click system offering three different installation methods. Just click the planks together using the method that works best for you and you'll be done in no time. The PerfectFold™ 3.0 system makes it easy to lift them up and replace them when necessary.



Drop down

The ideal method for quickly installing a large area. Click the plank at the long side joint, slide it until it meets the end of the previously installed plank, and press down.



Insert horizontally

Unlike many other brands, Pergo laminate floors can also be inserted horizontally. A very handy option for places where it is difficult or impossible to tilt the planks (when installing the last row of planks, or under door frames and radiators).



Angle

If you prefer, Pergo offers a third option for installing your new laminate floor. Simply angle and click the planks together at the short end.

Fantistatic!

Electrostatic charges generated by Pergo laminate floors are generally very low, but to reduce them even more we have developed a technology to give selected floors permanent antistatic properties throughout the life of the floor. This innovation reduces unpleasant electrostatic charges and fulfils antistatic classification according to EN 14041.

The European method EN 14041 is used to measure the body voltage a walking person collects when walking on a floor. A value below 2 kV is required for antistatic floorings. See more on page 75.



Beauty beyond looks

There is more to a beautiful floor than meets the eye. That is why Pergo laminate floors not only look authentic, they feel that way too.

Our collections feature seven different surface textures that each serve to enhance the authentic impression of your laminate floor. From the well-worn vintage look to the natural feeling of wood grains. To allow more fine-tuning of your interior design, our surface structures are

also available in different levels of gloss. No matter what style you're looking for, Pergo floors provide a sophisticated way to bring out even more of the character you want for your home.



Genuine™ wood, GW

A subtle wood structure which follows the wood grain in every detail, an effect that is even more prominent in our Sensation floors. Available in different gloss levels.



Genuine™ rustic, GR

A pronounced wood structure that follows the wood grain in every detail, which is highlighted even more in Pergo Sensation floors. Can have cracks, knots and scraped effects.



Genuine™ sawcut, GC

Realistic wood structure with a saw effect.



Genuine™ stone, GS

A life-like impression that follows the structure of real stone tiles.



Wood, WO

A fine and realistic wood texture, which highlights any kind of wood decor from light to dark wood species. Available in different gloss levels.



Smooth, SO

A silky, smooth surface for a softer touch and modern look. Available in different gloss levels.



Antique wood, AW

A rustic texture with a vintage feeling.

Structure

WO	Wood
SO	Smooth
GW	Genuine™ wood
GR	Genuine™ rustic
GC	Genuine™ sawcut
GS	Genuine™ stone
AW	Antique wood

Gloss

SP	Semi polished
SM	Silk matt
MA	Matt
EM	Extra matt

sensation



modern plank | 1380 x 190 mm
4-way bevel

NEW! Laminate flooring like you've never seen it before

The new Pergo Sensation collection is nothing short of a revolution. AquaSafe technology makes our new floors water-resistant and ideal for kitchens and other wet areas. Unique surface textures with deeper structure provides a natural feel you won't find in other laminate floors. The authentic designs are also supported by new matt surface, and decors that go all the way into the bevels. **Once you've found your favourite design, make sure to visit your nearest dealer to experience the Pergo Sensation floors in real life – because pictures alone can't do them justice!**



FARMHOUSE OAK, PLANK L0231-03371

aqua
safe



BRUSHED WHITE PINE, PLANK

■ L0231-03373
■ L0331-03373

GR / EM



MODERN DANISH OAK, PLANK

■ L0231-03372
■ L0331-03372

GW / SM



LIMED GREY OAK, PLANK

■ L0231-03367
■ L0331-03367

GW / EM



URBAN GREY OAK, PLANK

■ L0231-03368
■ L0331-03368

GW / EM



NEW ENGLAND OAK, PLANK

■ L0231-03369
■ L0331-03369

GR / SM



COASTAL OAK, PLANK

■ L0231-03374
■ L0331-03374

GW / EM



SCRAPED VINTAGE OAK, PLANK

■ L0231-03376
■ L0331-03376

GR / SP



MANOR OAK, PLANK

■ L0231-03370
■ L0331-03370

GR / SM



VILLAGE OAK, PLANK

■ L0231-03375
■ L0331-03375

GW / EM



FARMHOUSE OAK, PLANK

■ L0231-03371
■ L0331-03371

GR / SM

endless plank™

1200 x 190 mm
2-way bevel



WHITE PINE, PLANK

■ L0105-01772
■ L0205-01772
■ L0305-01772

GW / SM



COTTAGE PINE, PLANK

■ L0105-01774
■ L0205-01774
■ L0305-01774

GW / SM



THERMOTREATED PINE, PLANK

■ L0105-01773
■ L0205-01773
■ L0305-01773

GW / SM



SAND OAK, PLANK

■ L0105-01768
■ L0205-01768
■ L0305-01768

GW / MA



NORDIC OAK, PLANK

■ L0105-01771
■ L0205-01771
■ L0305-01771

GW / MA



TAUPE OAK, PLANK

■ L0105-01770
■ L0205-01770
■ L0305-01770

GW / MA



BARISTA OAK, PLANK

■ L0105-01769
■ L0205-01769
■ L0305-01769

GW / MA



BEACH HOUSE OAK, PLANK

■ L0105-01777
■ L0205-01777
■ L0305-01777

GR / SM



MANSION OAK, PLANK

■ L0105-01776
■ L0205-01776
■ L0305-01776

GR / SM



HERITAGE OAK, PLANK

■ L0105-01775
■ L0205-01775
■ L0305-01775

GR / SM

natural variation™

1200 x 190 mm
4-way bevel



CHALKED BLONDE OAK, PLANK

■ L0108-01813
■ L0208-01813
■ L0308-01813

GW / SM



CHALKED GREY OAK, PLANK

■ L0108-01812
■ L0208-01812
■ L0308-01812

GW / SM



CHALKED TAUPE OAK, PLANK

■ L0108-01811
■ L0208-01811
■ L0308-01811

GW / SM



CHALKED COFFEE OAK, PLANK

■ L0108-01814
■ L0208-01814
■ L0308-01814

GW / SM

long plank™

2050 x 205 mm
4-way bevel



WINTER OAK, PLANK

■ L0123-01764
■ L0223-01764
■ L0323-01764


GW / SM



NATURAL ASH, PLANK

■ L0123-01766
■ L0223-01766
■ L0323-01766

AW / SM



ROMANTIC OAK, PLANK

■ L0123-03361
■ L0223-03361
■ L0323-03361

GW / SM



MODERN GREY OAK, PLANK

■ L0123-01753
■ L0223-01753
■ L0323-01753


GW / SM



DRIFT OAK, PLANK

■ L0123-01755
■ L0223-01755
■ L0323-01755

GW / SM



CLASSIC BEIGE OAK, PLANK

■ L0123-03359
■ L0223-03359
■ L0323-03359


GR / SM



EUROPEAN OAK, PLANK

■ L0123-01756
■ L0223-01756
■ L0323-01756

GW / SM



ROYAL OAK, PLANK

■ L0123-03360
■ L0223-03360
■ L0323-03360


GR / SM



BURNT OAK, PLANK

■ L0123-01757
■ L0223-01757
■ L0323-01757

GW / SM



COTTAGE GREY OAK, PLANK

■ L0123-03362
■ L0223-03362
■ L0323-03362

GW / SM



AUTUMN OAK, PLANK

■ L0123-01765
■ L0223-01765
■ L0323-01765

GW / SM



RECLAIMED GREY OAK, PLANK

■ L0123-01760
■ L0223-01760
■ L0323-01760

GR / SM



CHOCOLATE OAK, PLANK

■ L0123-01754
■ L0223-01754
■ L0323-01754

GW / SM



MIDNIGHT OAK, PLANK

■ L0123-01763
■ L0223-01763
■ L0323-01763

GW / SM

classic plank™

1200 x 190 mm
plank



SILVER OAK, PLANK

■ L0101-01807
■ L0201-01807
■ L0301-01807

GW / SM



MORNING OAK, PLANK

■ L0101-03364
■ L0201-03364
■ L0301-03364

NEW

GW / SM



PREMIUM OAK, PLANK

■ L0101-01801
■ L0201-01801
■ L0301-01801

GW / SM



NEW

VINEYARD OAK, PLANK

■ L0101-03366
■ L0201-03366
■ L0301-03366

GW / SM



NORDIC PINE, PLANK

■ L0101-01810
■ L0201-01810
■ L0301-01810

WO / WA



NATURAL OAK, PLANK

■ L0101-01804
■ L0201-01804
■ L0301-01804

GW / SM



NATURAL SAWCUT OAK, PLANK

■ L0101-01809
■ L0201-01809
■ L0301-01809

GC / SM



MOUNTAIN GREY OAK, PLANK

■ L0101-01802
■ L0201-01802
■ L0301-01802

GW / SM



DARK GREY OAK, PLANK

■ L0101-01805
■ L0201-01805
■ L0301-01805

GW / SM



THERMOTREATED OAK, PLANK

■ L0101-01803
■ L0201-01803
■ L0301-01803

GW / SM



MERBAU, PLANK

■ L0101-01599
■ L0201-01599
■ L0301-01599

SO / SP



BLACK OAK, PLANK

■ L0101-01806
■ L0201-01806
■ L0301-01806

GW / SM

classic plank™

1200 x 190 mm
2-strip / 3-strip



NORDIC ASH, 2-STRIP

■ L0101-01800
■ L0201-01800
■ L0301-01800

WO / MA



NORDIC ASH, 3-STRIP

■ L0101-01793
■ L0201-01793
■ L0301-01793

SO / MA



SUPREME BEECH, 3-STRIP

■ L0101-01796
■ L0201-01796
■ L0301-01796

SO / MA



BLONDE OAK, 3-STRIP

■ L0101-01787
■ L0201-01787
■ L0301-01787

GW / SM



LINNEN OAK, 2-STRIP

■ L0101-01797
■ L0201-01797
■ L0301-01797

GW / SM



SOLID OAK, 3-STRIP

■ L0101-01790
■ L0201-01790
■ L0301-01790

SO / MA



PURE OAK, 2-STRIP

■ L0101-01799
■ L0201-01799
■ L0301-01799

GW / SM



ELEGANT OAK, 3-STRIP

■ L0101-01789
■ L0201-01789
■ L0301-01789

GW / SM



NATURAL OAK, 3-STRIP

■ L0101-01785
■ L0201-01785
■ L0301-01785

GW / SM



KASHMERE OAK, 2-STRIP

■ L0101-01798
■ L0201-01798
■ L0301-01798

GW / SM



NEW

NORDIC GREY OAK, 2-STRIP

■ L0101-03363
■ L0201-03363
■ L0301-03363

GW / SM



GREY OAK, 3-STRIP

■ L0101-01786
■ L0201-01786
■ L0301-01786

GW / SM



WALNUT, 3-STRIP

■ L0101-01791
■ L0201-01791
■ L0301-01791

SO / SP



ELEGANT WALNUT, 2-STRIP

■ L0101-01471
■ L0201-01471
■ L0301-01471

SO / SP

big slab

1224 x 408 mm
4-way bevel



ALPACA SLATE

■ L0120-01781
■ L0220-01781
■ L0320-01781

GS / MA



LIGHT GREY SLATE

■ L0120-01780
■ L0220-01780
■ L0320-01780

GS / MA



MEDIUM GREY SLATE

■ L0120-01779
■ L0220-01779
■ L0320-01779

SO / MA




CHARCOAL SLATE

■ L0120-01778
■ L0220-01778
■ L0320-01778

SO / MA

big slab

1224 x 408 mm



WHITE SLAB

■ L0118-01783
■ L0218-01783
■ L0318-01783

GS / MA



CONCRETE MEDIUM GREY

■ L0118-01782
■ L0218-01782
■ L0318-01782

GS / MA

■ public **Extreme** ■ original **Excellence** ■ living **Expression** Abbreviations: see page 55



DOMESTIC extra

1200 x 190 mm

Budget – but only when it comes to the price

Domestic Extra is our economy collection offering 10 different designs. It's the perfect solution when your budget is limited – but it is a budget solution in price only. With a 20-year guarantee, Domestic Extra delivers quality laminate flooring with the durability that you expect from a Pergo floor.



CLASSIC WHITE OAK, PLANK
L0401-01823 **WO / MA**



SILVER PINE, PLANK NORDIC
L0401-01825 **AW / SM**



WHITE ASH, 3-STRIP
L0401-01822 **WO / MA**



CLASSIC GREY OAK, 3-STRIP
L0401-01821 **WO / MA**



CHALKED OAK, PLANK
L0401-01826 **WO / MA**



CLASSIC OAK, 3-STRIP
L0401-01819 **WO / MA**



CLASSIC OAK, PLANK
L0401-01824 **WO / MA**



BEECH, 3-STRIP
L0401-01827 **WO / SM**



EUROPEAN WALNUT, 3-STRIP
L0401-01828 **WO / SM**



DARK BROWN OAK, 3-STRIP
L0401-01820 **WO / MA**

Completing the picture



When it comes to floors, the beauty really is in the details. Because what would the new living room floor be without the wallbases and mouldings to match? The staircase without the finishing stair nose? The floor without the comfortable underfloor heating?

The aesthetic impression of a floor is largely determined by the choice of functional details such as wallbases, mouldings and stair noses. Pergo's PEFC certified assortment of wallbases and mouldings are coordinated to perfectly match the colour and decor of the floor, making them beautiful and durable accessories that truly accentuate your new home environment.



1. Wallbases

Pergo's colour coordinated wallbases are installed easily and flexibly using a snap-in system, nails, screws or glue. All wallbases have milled grooves on the back for easily concealing cables.



2. Beading

When you want to keep existing wallbases, or install plinths, a beading is a practical solution that can help hide transitions and add an extra design touch. It's also well suited for window frames that extend all the way down to the floor. A small and very useful wallbase.




3. T-Mouldings

T-Mouldings are necessary for allowing floors to move when installing separate flooring sections on the same level, e.g. in two connecting rooms with the same floor. Available in our 5-in-1 solution.



4. Transitions and finishing pieces

These accessories provide an elegant transition and compensate for height differences wherever laminate floors meet other flooring surfaces. Use a Carpet transition between laminate and carpeting, and a Hard surface reducer between laminate and tiles. End mouldings provide a nice finish against thresholds and in other similar situations. Available in our 5-in-1 solution.



5. Stair noses

Pergo's flooring is an excellent choice even for staircases, where matching stair noses are used to provide an elegant finish to each individual step. Available in our 5-in-1 solution.



PGINCP(-)

2150 x 13 x 48 mm

(see matching matrix for correct art no)

5 perfect finishes in 1

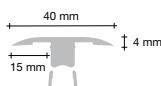
Pergo 5-in-1 offers different moulding solutions for different parts of your floor, all wrapped up in one handy package. The mouldings match your floor perfectly in colour as well as in structure, and the all-in-one solutions provide a seamless result. The surface is wear and scratch-resistant laminate. The core consists of HDF and the bottom is made of plastic. With the patented Incizo® solution, you simply cut the moulding to the shape you need. Suitable for flooring heights between 7 and 10 mm.



1

T-moulding

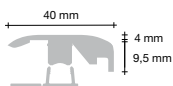
From laminate to laminate.



2

Carpet transition

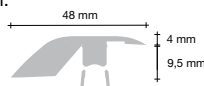
From laminate to carpet.



3

Hard surface reducer


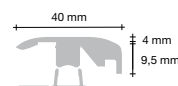
From laminate to ceramic, vinyl or linoleum.



4

End moulding


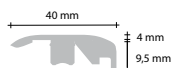
Finishing up to threshold, sliding doors, etc.



5

Stair nose moulding, flush

For a flush finish on stair treads.



5

Stair nose moulding

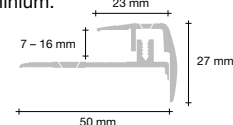
For a step down from a floating floor, e.g. at the top of the stairs or a step down in a room.



Stair nose, aluminium

Fits to flooring thickness of 7 – 16 mm, W = 23 mm, L = 2.7 m. PGSTPSILVME270, silver.

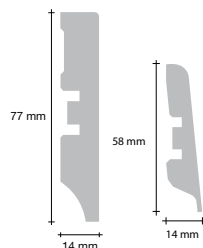
Surface: aluminium.



The Incizo® subprofile is required for stair application and has to be ordered separately.

NEINCPBASE(-)

See matching matrix for correct art no.



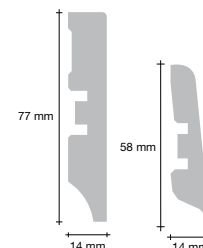
Wallbase, straight

PGSKR(-), 2400 x 14 x 58 mm

PGPSKR(-), 2400 x 14 x 77 mm

See matching matrix for correct art no.

Colour matched. Surface: wear and scratch-resistant laminate. Core: MDF.



Wallbase, straight

PGSKRWHITE, white, 2400 x 14 x 58 mm

PGPSKRPAINT, paintable, 2400 x 14 x 58 mm

PGPSKRWHITE, white, 2400 x 14 x 77 mm

PGPSKRPAINT, paintable, 2400 x 14 x 77 mm

Colour: white, paintable. Surface: foil. Core: MDF.



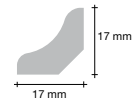
Wallbase, cover
PGISKRCOVERMD240

For easy and fast renovation.
Covers existing wallbase.
2400 x 16 x 129 mm, adaptable size.
Colour: paintable. Surface: foil. Core: MDF.



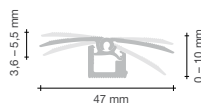
Beading
PGSCOTWHITE, white
PGSCOTPAINT, paintable

17 x 17 mm.
Colour: paintable. Surface: foil. Core: MDF.



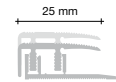
Combi moulding, aluminium
PGPRSILVME186, silver

T-moulding and reducer in one. Plastic bottom rail.
Suitable for height differences of 0 – 12.3 mm.
1860 x 47 mm, H: 10 mm (uninstalled).
Colour: silver. Surface: aluminium.



End moulding, aluminium
PGENPSILVME270, silver

Fits to flooring thickness of 6 – 10 mm.
2700 x 25 mm.
Colour: silver. Surface: aluminium.



underlays



Make a great floor greater!

Before installing your new Pergo laminate floor, you need to select an underlay. Choosing the right underlay will not only increase walking comfort, but also add functionality to your floor.

Do you want to improve the acoustics in the room, or do you need moisture protection? We offer a wide range of underlay solutions, suited to different needs. As with all Pergo products, our underlays are designed to retain their properties over time, making sure your floor stays beautiful as well as functional.

On the next page you will find an overview to help you choose the flooring underlay that is right for you.

Underlays for wood subfloors

	good	better	best
	Underlay Foam	Smart Underlay	Silent Walk
TOTAL SCORE	● ● ● ● ● ●	● ● ● ● ● ●	● ● ● ● ● ●
Durability/compressive strength	● ● ● ● ● ●	● ● ● ● ● ●	● ● ● ● ● ●
Walking sound reduction	● ● ● ● ● ●	● ● ● ● ● ●	● ● ● ● ● ●
Floor heating	● ● ● ● ● ●	● ● ● ● ● ●	● ● ● ● ● ●
Vapour barrier	NO	NO	YES*
Thickness	2 mm	3 mm	2 mm



Underlay Foam
PGUDLFOAM15B

A good basis for rooms with less traffic like a bedroom or attic. This underlay absorbs reflected walking sound and increases the walking comfort.
Thickness: 2 mm.
Material: Extruded polyethelene foam.
15m² / roll.



Smart Underlay
PGUDLSMART15

Good in rooms with more frequent traffic. This fold-out underlay improves walking comfort and is easy-to-install.
Thickness: 3 mm.
Material: Extruded polystyrene foam.
15m² / pack.



Silent Walk
PGUDLSW7

A very durable and strong underlay that reduces reflected walking sound to a minimum. Also ideal to be installed above floor heating.
Thickness: 2 mm.
Material: Mineral-filled polyurethane foam.
7m² / roll.

Underlays for concrete subfloors

	good	better	best
	Underlay Foam+	Smart Underlay+	Silent Walk
TOTAL SCORE	● ● ● ● ● ●	● ● ● ● ● ●	● ● ● ● ● ●
Durability/compressive strength	● ● ● ● ● ●	● ● ● ● ● ●	● ● ● ● ● ●
Walking sound reduction	● ● ● ● ● ●	● ● ● ● ● ●	● ● ● ● ● ●
Floor heating	● ● ● ● ● ●	● ● ● ● ● ●	● ● ● ● ● ●
Vapour barrier	YES	YES	YES*
Thickness	2 mm	3 mm	2 mm



Underlay Foam+
PGUDLFOAMPLUS15

A good basis for rooms with less traffic like a bedroom or attic. This underlay absorbs reflected walking sound and increases the walking comfort. Integrated vapour barrier with an overlap and tape strip included.
Thickness: 2 mm.
Material: Crosslinked polyethelene foam.
15 m² / roll.



Smart Underlay+
PGUDLSMARTPLUS15

Good in rooms with more frequent traffic. This fold-out underlay improves walking comfort and is easy-to-install. Integrated vapour barrier an overlap and tape strip included.
Thickness: 3 mm.
Material: Extruded polystyrene foam.
15m² / pack.



Silent Walk
PGUDLSW7

A very durable and strong underlay that reduces reflected walking sound to a minimum. Also ideal to be installed above floor heating.
Thickness: 2 mm.
Material: Mineral-filled polyurethane foam.
7m² / roll.

*When installing the SilentWalk on concrete floors or atop floorheating, tape the edges of the underlay with a damp-proof tape. Don't do this when installing on wooden subfloors.

Underlays for professional use



Professional SoundBloc™

PGUDLPS15, 0.95 x 15.79 m = 15 m² / roll

PGUDLPS50, 0.95 x 52.64 m = 50 m² / roll

The best underlay for eliminating reflected walking sound.
Increases walking comfort and provides excellent impact sound insulation.
Integrated vapour barrier with an overlap and tape strip included.
Thickness: 2 mm. Material: Crosslinked polyethelene foam.

floor heating



Pergo quickheat is the smart and easy way to enjoy underfloor heating. Nothing to cast in concrete, minimum bother – you can even forget about the electrician. Just roll out the quickheat mats with built-in heating cables and click them together. Install the thermostat and safety box on the wall, and plug in. It really is that simple.

In addition to warmth, Pergo quickheat also provides walking comfort, so no other underlay is needed. By supplementing your primary heating system with Pergo quickheat you can also usually lower the temperature 2 – 3 degrees compared to using radiators. The timer included with the system can be set for 5 + 2 days.

1. Quick, comfortable warmth

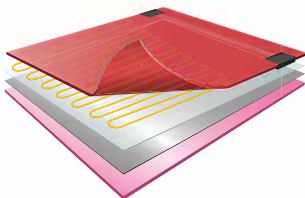
Pergo quickheat consists of two layers of foam plus a middle layer with heating cables and a reflective surface of aluminium foil. Thanks to the insulation and the heat reflective surface in the bottom of the mat, all heat is directed upward for fast adjustment of the room's temperature.

2. Built-in safety feature

Pergo quickheat has a built-in electrical safety feature that automatically disconnects power if a failure should occur. Naturally, the system is certified for do-it-yourself installation and fulfils international standards for removable floors.

3. Wireless thermostat in every room

With Pergo quickheat you can easily fine-tune the temperature of each room. Once the mats have been rolled out, simply connect the safety box and set the wireless thermostat to the desired temperature. The flexible timer allows you to have separate floor heating settings for weekdays and weekends. Four individual time zones support your daily mode (morning, day, evening and night) and each period can be set with a unique temperature.



Pergo quickheat, 55

PGUDLQH2, size 2 x 1 m

PGUDLQH3, size 3 x 1 m

PGUDLQH4, size 4 x 1 m

PGUDLQH5, size 5 x 1 m

55 W/m². 220 V 50 Hz (European plug). Max load: 10 A (2300 W at 230 V). Maximum installation area: 42 m². Suitable for 5% ~ 95% relative humidity. Thickness: 8 mm. Thermal Insulation: 8 W/m² K.

Filler mat

PGUDLQHILLERMAT

6.37 m². 26 mats/box. Used for the space between the heating mats and the wall.

Extension cables

PGQHEXTCAB025, size 0.25 m

PGQHEXTCAB100, size 1.0 m

PGQHEXTCAB200, size 2.0 m

Used between mats and/or to extend between mats and safety box.



Installation kit, wireless

PGUDLQHKITEU

Wireless thermostat, safety box, connector tool and installation instructions.

installation



Moisturbloc Extreme™ PGUDLMOI15

This vapour barrier has three times the moisture resistance of a traditional PE film. Can be installed on concrete floors with up to 95% relative humidity, making it ideal in basements and on concrete floors with high humidity. Moisturbloc Extreme™ makes it possible to install floors earlier during the construction of new homes. 1.05 x 15 m = 15 m² (5 cm overlap). Tape included. Thickness: 2.5 mm. Material: Polypropylene.



PE film (polyethylene) PGUDLSCREEN34,

12.5 x 2.7 m = 33.75 m² / roll
An underlay that protects flooring from moisture vapour rising up from a mineral or concrete subfloor. Useful lifetime 50 years. Thickness: 0.2 mm. Material: Polyethylene, alkaline resistant.



Installation kit PGTOOL

Everything you need in one box. Contains tapping block, installation spacers in two sizes (2 x 18 = 36 pcs) and a pull bar.

Extra spacers PGSPACER, 48 pcs



Wallbase installation kit PGCLIPS15LM

All wallbases are installed with an easy to use snap-in system where no nails or screws are visible. One installation kit is enough for 15 metres of wallbase.



Safeseal PGSEAL500

500 ml. Used for floor areas that require extra protection against moisture. PVAc based.



Multiglue PGGLUE290

290 ml. Suitable for all materials and substrates. Cures quickly with very high final strength. Ideal for installing wallbases and mouldings. Hybrid polymer. One tube gives 15 running meters of skirting.



Sealant

310 ml. For a beautiful finish. Dry in half an hour and fully cured after 24 hours. Available in 8 colours. Water based acrylic.

	PGKIT01		PGKIT05
	PGKIT02		PGKIT06
	PGKIT03		PGKIT07
	PGKIT04		PGKIT08



Radiator caps

Stainless steel
PGRCINOX15
inner diameter: 15 mm
outer diameter: 54 mm
PGRCINOX22
inner diameter: 22 mm
outer diameter: 54 mm



Tape

PGTAPE50
50 m x 5 cm. Self-adhesive aluminium tape for underlays.

Aqua accessories

– for wet area use with
Pergo Sensation floors



Aqua Sealant PGKITTRANSP

310 ml. A high-quality, transparent and elastic one-component silicone that creates an invisible and waterproof finishing around wallbases, mouldings, transitions, door frames, etc.



Foamstrip

NEFOAMSTRIP20
20 m x 10 mm. PE foam expansion joint filler. Serves as an elastic filler of all dilatation gaps around the floor perimeter. Requires sealing with Aqua Sealant.

maintenance

The tightly sealed TitanX™ surface prevents dirt from taking hold, making Pergo laminate floors easy to clean. Our high-quality, ergonomically designed original maintenance accessories make it even easier to keep your floor looking fresh for longer. To maintain the lustre of a Pergo floor, avoid using regular cleaning products such as soaps and detergents as these will form a film on the surface. Pergo's special all round cleaner removes dirt without leaving a film if used correctly.



Cleaning kit
PGCLEANKIT

High-quality mop set with extra long ergonomic handle and a mop cloth holder with a practical Velcro fastener for attaching the mop cloth.

Separate mop cloth
PGCLEANMOP



All round Floor Cleaner
PGCLEANALL1000

Specially developed for cleaning laminate, wood and vinyl flooring. Ideal for removing dirt, grease spots and heel marks, as well as for daily cleaning.



Repair wax
PGREPAIR

Repair the colour of damaged planks quickly and easily with wax in colours covering the Pergo wood palette. Contains 1 melting knife, 1 comb, 7 wax blocks. For more information on how to mix colours please visit pergo.com

Cleaning Instructions

Ordinary cleaning

Damp mop the floor only when needed. Use Pergo All-round Floor Cleaner and Pergo mop cloth. Damp the mop cloth with warm water and Pergo All-round Floor Cleaner (mix 2 capfuls of Pergo All-round Floor Cleaner (use the cap of the bottle) in 10 liter water). Mix carefully according to the manufacturer's instructions. Do not overdose. Used mop shall be washed according to labelling in 60 °C without any additives. Do not work in larger areas than 15 – 20 m² at a time. Make sure the floor is dry after damp mopping.

Heavily soiled or stained floors

To remove stubborn stains or markings use Pergo All-round Floor Cleaner and a clean mop, towel or a scratch free white or red pad if extra treatment is needed. Let it act for a few minutes. Remove the stain by wiping it away with a clean mop dampened with lukewarm water. Repeat if necessary. Wipe dry afterwards.

Stain removal guide

Locally spotted areas: Apply Pergo All round Floor Cleaner on the spot. Let the Floor Cleaner dissolve the stain for a few minutes. Remove the stain by wiping it away with a clean mop dampened with lukewarm water. Repeat if necessary.

Chocolate, grease, juice, cordials, wine: Spray with Pergo All round Floor Cleaner or use warm water added with All round Floor Cleaner

Tar, crayon, lipstick, shoe polish, ink, carbon, nail polish or cigarettes: Methylated spirit, acetone or household solvent, petroleum spirit

Candle wax and chewing gum: Allow to harden then carefully scrape off.

Avoid wax and polish

A Pergo laminate floor should never be waxed or polished. Never scrub with steel wool or any other coarse material as this may have a negative effect on the appearance and structure.

Additional treatments

Some textured surfaces require special treatment as described below:

Matt textures: Dirt will generally stick harder to floors with matt textures. We therefore recommend that these types of floors be cleaned more regularly.

Polished textures: Dried watermarks are often more visible on polished textures. Always wipe with a dry mop after damp cleaning.

Floors with bevelled edges: Because water can accumulate in the bevel, be sure to always wipe dry.

Protect your floor

We recommend using wheels for hard floors on office chairs. Also protect the floor by using felt pads on furniture legs. Always use a doormat at the front entrance.

matching matrix



5-in-1
13 x 48
PGINCP(-)



**Wallbase
straight**
14 x 58
PGSKR(-)



**Wallbase
straight**
14 x 77
PGPSKR(-)

Sealant
310 ml
PGKIT(-)

public Extreme	original Excellence	living Expression	Art.nr / Decor	5-in-1 13 x 48 PGINCP(-)	Wallbase straight 14 x 58 PGSKR(-)	Wallbase straight 14 x 77 PGPSKR(-)	Sealant 310 ml PGKIT(-)
L0101-01471	L0201-01471	L0301-01471	Elegant Walnut, 2-strip	01471	01471	01471	07
L0101-01599	L0201-01599	L0301-01599	Merbau, plank	01599	01599	01599	07
L0101-01785	L0201-01785	L0301-01785	Natural Oak, 3-strip	01785	01785	01785	05
L0101-01786	L0201-01786	L0301-01786	Grey Oak, 3-strip	01786	01786	01786	02
L0101-01787	L0201-01787	L0301-01787	Blonde Oak, 3-strip	01787	01787	01787	03
L0101-01789	L0201-01789	L0301-01789	Elegant Oak, 3-strip	01789	01789	01789	05
L0101-01790	L0201-01790	L0301-01790	Solid Oak, 3-strip	01790	01790	01790	04
L0101-01791	L0201-01791	L0301-01791	Walnut, 3-strip	01791	01791	01791	07
L0101-01793	L0201-01793	L0301-01793	Nordic Ash, 3-strip	01793	01793	01793	03
L0101-01796	L0201-01796	L0301-01796	Supreme Beech, 3-strip	01796	01796	01796	03
L0101-01797	L0201-01797	L0301-01797	Linnen Oak, 2-strip	01797	01797	01797	03
L0101-01798	L0201-01798	L0301-01798	Kashmere Oak, 2-strip	01798	01798	01798	04
L0101-01799	L0201-01799	L0301-01799	Pure Oak, 2-strip	01799	01799	01799	04
L0101-01800	L0201-01800	L0301-01800	Nordic Ash, 2-strip	01800	01800	01800	03
L0101-01801	L0201-01801	L0301-01801	Premium Oak, plank	01801	01801	01801	04
L0101-01802	L0201-01802	L0301-01802	Mountain Grey Oak, plank	01802	01802	01802	02
L0101-01803	L0201-01803	L0301-01803	Thermotreated Oak, plank	01803	01803	01803	08
L0101-01804	L0201-01804	L0301-01804	Natural Oak, plank	01731	01731	01731	05
L0101-01805	L0201-01805	L0301-01805	Dark Grey Oak, plank	01730	01730	01730	02
L0101-01806	L0201-01806	L0301-01806	Black Oak, plank	01806	01806	01806	08
L0101-01807	L0201-01807	L0301-01807	Silver Oak, plank	01807	01807	01807	01
L0101-01809	L0201-01809	L0301-01809	Natural Sawcut Oak, plank	01798	01798	01798	04
L0101-01810	L0201-01810	L0301-01810	Nordic Pine, plank	01810	01810	01810	04
L0101-03363	L0201-03363	L0301-03363	Nordic Grey Oak, 2-strip	01821	01821	01821	02
L0101-03364	L0201-03364	L0301-03364	Morning Oak, plank	03364	03364	03364	02
L0101-03366	L0201-03366	L0301-03366	Vineyard Oak, plank	03366	03366	03366	04
L0105-01768	L0205-01768	L0305-01768	Sand Oak, plank	01768	01768	01768	02
L0105-01769	L0205-01769	L0305-01769	Barista Oak, plank	01769	01769	01769	04
L0105-01770	L0205-01770	L0305-01770	Taupe Oak, plank	01770	01770	01770	02
L0105-01771	L0205-01771	L0305-01771	Nordic Oak, plank	01771	01771	01771	06
L0105-01772	L0205-01772	L0305-01772	White Pine, plank	01772	01772	01772	01
L0105-01773	L0205-01773	L0305-01773	Thermotreated Pine, plank	01773	01773	01773	08
L0105-01774	L0205-01774	L0305-01774	Cottage Pine, plank	01774	01774	01774	03
L0105-01775	L0205-01775	L0305-01775	Heritage Oak, plank	01775	01775	01775	08
L0105-01776	L0205-01776	L0305-01776	Mansion Oak, plank	01776	01776	01776	04
L0105-01777	L0205-01777	L0305-01777	Beach House Oak, plank	01777	01777	01777	01
L0108-01811	L0208-01811	L0308-01811	Chalked Taupe Oak, plank	01811	01811	01811	04
L0108-01812	L0208-01812	L0308-01812	Chalked Grey Oak, plank	01812	01812	01812	02
L0108-01813	L0208-01813	L0308-01813	Chalked Blonde Oak, plank	01813	01813	01813	04
L0108-01814	L0208-01814	L0308-01814	Chalked Coffee Oak, plank	01814	01814	01814	08
L0118-01782	L0218-01782	L0318-01782	Concrete Medium Grey	01782	01782	01782	02
L0118-01783	L0218-01783	L0318-01783	White Slab	01783	01783	01783	01
L0120-01778	L0220-01778	L0320-01778	Charcoal Slate	01778	01778	01778	02
L0120-01779	L0220-01779	L0320-01779	Medium Grey Slate	01779	01779	01779	02
L0120-01780	L0220-01780	L0320-01780	Light Grey Slate	01780	01780	01780	02
L0120-01781	L0220-01781	L0320-01781	Alpaca Slate	01781	01781	01781	02
L0123-01753	L0223-01753	L0323-01753	Modern Grey Oak, plank	01753	01753	01753	03
L0123-01754	L0223-01754	L0323-01754	Chocolate Oak, plank	01754	01754	01754	08
L0123-01755	L0223-01755	L0323-01755	Drift Oak, plank	01755	01755	01755	03
L0123-01756	L0223-01756	L0323-01756	European Oak, plank	01756	01756	01756	05
L0123-01757	L0223-01757	L0323-01757	Burnt Oak, plank	01757	01757	01757	04
L0123-01760	L0223-01760	L0323-01760	Reclaimed Grey Oak, plank	01760	01760	01760	02
L0123-01763	L0223-01763	L0323-01763	Midnight Oak, plank	01763	01763	01763	02
L0123-01764	L0223-01764	L0323-01764	Winter Oak, plank	01764	01764	01764	02
L0123-01765	L0223-01765	L0323-01765	Autumn Oak, plank	01765	01765	01765	02
L0123-01766	L0223-01766	L0323-01766	Natural Ash, plank	01766	01766	01766	03
L0123-03359	L0223-03359	L0323-03359	Classic Beige Oak, plank	03359	03359	03359	04



5-in-1
13 x 48
PGINCP(-)



Wallbase straight
14 x 58
PGSKR(-)



Wallbase straight
14 x 77
PGPSKR(-)

Sealant
310 ml
PGKIT(-)

public Extreme	original Excellence	living Expression	Art.nr / Decor				
L0123-03360	L0223-03360	L0323-03360	Royal Oak, plank	03360	03360	03360	08
L0123-03361	L0223-03361	L0323-03361	Romantic Oak, plank	03361	03361	03361	02
L0123-03362	L0223-03362	L0323-03362	Cottage Grey Oak, plank	03362	03362	03362	02
	L0231-03367	L0331-03367	Limed Grey Oak, plank	03367	03367	03367	02
	L0231-03368	L0331-03368	Urban Grey Oak, plank	03368	03368	03368	02
	L0231-03369	L0331-03369	New England Oak, plank	03369	03369	03369	02
	L0231-03370	L0331-03370	Manor Oak, plank	03370	03370	03370	04
	L0231-03371	L0331-03371	Farmhouse Oak, plank	03371	03371	03371	08
	L0231-03372	L0331-03372	Modern Danish Oak, plank	03372	03372	03372	01
	L0231-03373	L0331-03373	Brushed White Pine, plank	03373	03373	03373	01
	L0231-03374	L0331-03374	Coastal Oak, plank	03374	03374	03374	03
	L0231-03375	L0331-03375	Village Oak, plank	03375	03375	03375	04
	L0231-03376	L0331-03376	Scraped Vintage Oak, plank	03376	03376	03376	05

domestic Extra	Art.nr / Decor				
L0401-01819	Classic Oak, 3-strip	01819	01819	01819	05
L0401-01820	Dark Brown Oak, 3-strip	01820	01820	01820	08
L0401-01821	Classic Grey Oak, 3-strip	01821	01821	01821	02
L0401-01822	Nordic White Ash, 3-strip	01822	01822	01822	03
L0401-01823	Classic White Oak, plank	01823	01823	01823	01
L0401-01824	Classic Oak, plank	01824	01824	01824	04
L0401-01825	Silver Pine, plank	01825	01825	01825	01
L0401-01826	Chalked Oak, plank	01826	01826	01826	04
L0401-01827	Beech, 3-strip	01827	01827	01827	05
L0401-01828	European Walnut, 3-strip	01828	01828	01828	07

Incizo® stairbase subprofile

PRODUCT GROUP	RANGE	MAT. DESCRIPTION	FITS TO FLOOR THICKNESS
Classic plank, big slab	living Expression / domestic Extra / original Excellence	NEINCPBASE2	8 mm
Classic plank, big slab	public Extreme	NEINCPBASE5	9 mm
Long plank	living Expression / original Excellence	NEINCPBASE6	9,5 mm
Long plank	public Extreme	NEINCPBASE4	10 mm
Modern plank (Sensation)	living Expression / original Excellence	NEINCPBASE8	8 mm

technical guide

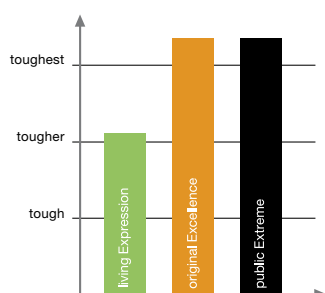
Features		public Extreme	original Excellence	living Expression	domestic Extra
TitanX™		•	•	•	•
Scratch Resistance		Very high	Very high	High	High
Moisture Resistance		Very high	High	High	Medium
PerfectFold™ 3.0		•	•	•	•
Antistatic		•	•	•	•
Hygienic		•	•	•	•
Environmental label PEFC		•	•	•	•
Environmental label Nordic Ecolabel		•	•	•	•
Triple Guarantee		Lifetime	Lifetime	25 years	20 years
Technical		Standard			
Class of use	EN 13329	34	33	32	32
Fire classification	EN 13501	Bfl-s1	Bfl-s1	Cfl-s1	Cfl-s1
Formaldehyde emission	EN 717	E1	E1	E1	E1
VOC emission	agBB/DIBt	•	•	•	•
Generic anti-microbial effect	JIS Z 2801	> 99%	> 99%	> 99%	> 99%
Wear Resistance	EN 13329	AC6	AC5	AC4	AC4
Impact Resistance	EN 13329	IC4	IC3	IC2	IC2
Resistance to Castor Chair	EN 13329 (class 34)	No damage	–	–	–
Resistance to Castor Chair	EN 13329	No damage	No damage	No damage	No damage
Slip Resistance	EN 14041	Class DS	Class DS	Class DS	Class DS
Thermal Resistance	EN 12667	0,07 m² K/W	0,07 m² K/W	0,06 m² K/W	0,06 m² K/W
Body Voltage	EN 1815	<2kV (antistatic)	<2kV (antistatic)	<2kV (antistatic)	<2kV (antistatic)

formats

		Length	Panel, mm Width	Thickness	Panels/pack	m²/pack	Packages Pack/pallet	m²/pallet
public Extreme								
L0101-xxxxx	Classic Plank	1200	190	9	6	1.368	48	65.66
L0105-xxxxx	Classic Plank 2V – EP	1200	190	9	6	1.368	48	65.66
L0108-xxxxx	Classic Plank 4V – NV	1200	190	9	6	1.368	48	65.66
L0123-xxxxx	Long Plank 4V	2050	205	10	6	2.522	44	110.95
L0118-xxxxx	Big Slab	1224	408	9	2	0.999	80	79.90
L0120-xxxxx	Big Slab 4V	1224	408	9	2	0.999	80	79.90
original Excellence								
L0201-xxxxx	Classic Plank	1200	190	8	7	1.596	48	76.61
L0205-xxxxx	Classic Plank 2V – EP	1200	190	8	7	1.596	48	76.61
L0208-xxxxx	Classic Plank 4V – NV	1200	190	8	7	1.596	48	76.61
L0223-xxxxx	Long Plank 4V	2050	205	9,5	6	2.522	44	110.95
L0231-xxxxx	Modern Plank 4V – Sensation	1380	190	8	7	1.835	48	88.08
L0218-xxxxx	Big Slab	1224	408	8	2	0.999	80	79.90
L0220-xxxxx	Big Slab 4V	1224	408	8	2	0.999	80	79.90
living Expression								
L0301-xxxxx	Classic Plank	1200	190	8	7	1.596	48	76.61
L0305-xxxxx	Classic Plank 2V – EP	1200	190	8	7	1.596	48	76.61
L0308-xxxxx	Classic Plank 4V – NV	1200	190	8	7	1.596	48	76.61
L0323-xxxxx	Long Plank 4V	2050	205	9,5	6	2.522	44	110.95
L0331-xxxxx	Modern Plank 4V – Sensation	1380	190	8	7	1.835	48	88.08
L0318-xxxxx	Big Slab	1224	408	8	2	0.999	80	79.90
L0320-xxxxx	Big Slab 4V	1224	408	8	2	0.999	80	79.90
domestic Extra								
L0401-xxxxx	Classic Plank	1200	190	8	7	1.596	48	76.61

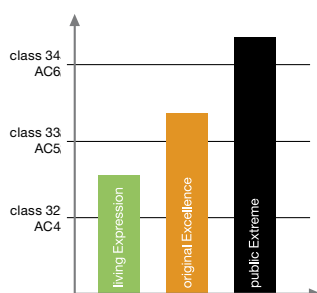
The best durability!

TitanX™ surface protection, a multilayer technology that provides superior resistance to scratch, wear and impact.



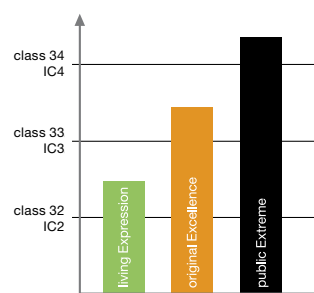
Scratch resistance

The TitanX™ surface offers the best scratch and scuff protection on the market, ensuring that the floor retains its lustre.



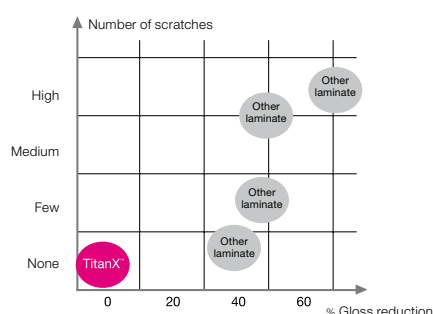
Wear resistance

A Pergo laminate floor will withstand the abrasion and wear of everyday life, year in and year out.



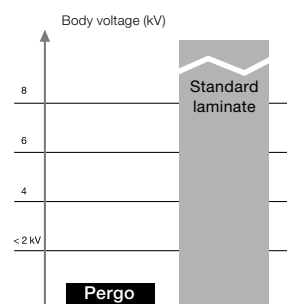
Impact resistance

A unique multilayer construction and the dense core material protects the floor against dropped objects and high heels.



Scratch resistance

Pergo has an extra layer of aluminium oxide particles that make it more resistant to scratches than most comparable laminate floors. For our test we use Scotch Brite® abrasive fleeces. One part of the surface is rubbed 160 times at a load of 0.4 kg, then we look for scratches. Another part of the surface is rubbed 80 times at a load of 0.6 kg, then we measure the change of gloss. We compare our TitanX™ solutions with four other laminate floors.



Antistatic flooring

The European method EN 14041 is used to measure the body voltage a walking person collects when walking on a floor. A value below 2 kV is required for anti-static floorings.



WEAR PROTECTION Pergo's patented TitanX™ surface is the best multilayer protective floor finish on the market, providing wear resistance that exceeds normal standards for commercial environments.



SCRATCH RESISTANCE The TitanX™ surface has an extra protective layer providing the best scratch and scuff resistance on the market, so your Pergo floor will retain its lustre much longer than other laminate floors.



IMPACT RESISTANCE The unique multilayer construction of our TitanX™ surface together with a dense core material provides very high impact resistance for handling dropped objects and high heels.



ANTI-STATIC Pergo laminate floors eliminate static electricity. Electrostatic charges are dissipated through electrically conductive graphite in the flooring. This method fulfils the market's most stringent antistatic requirements.



EASIER CLEANING A Pergo floor with TitanX™ surface is much easier to clean than ordinary floors. The reason is that the TitanX™ surface is so tightly sealed that dirt simply cannot take hold.



WATER RESISTANCE Pergo combines a moisture-resistant core materials with a strong and tight click joint. The result is some of the most moisture-resistant floors on the market.

HYGIENIC A Pergo laminate floor makes it easier to maintain a high level of hygiene.





HIGH FIRE RESISTANCE A Pergo floor with TitanX™ surface has a natural high resistance to fire thanks to its multilayer construction. This combined with the core's density allows for faster heat dissipation.



Bacteria require nourishment and moisture in order to thrive and the tightly sealed, easy to clean TitanX™ surface makes this impossible. This provides a high level of hygiene naturally, without chemical antiseptics.



EASY INSTALLATION Pergo's patented PerfectFold™ 3.0 installation system makes installation faster and easier because you simply fold the floor into place.



pergo.com

PERGO®

Pergo (Europe) AB, Box 1010, SE-231 25 Trelleborg, Sweden
Tel +46 410 36 31 00, Fax +46 410 461 15

Pergo is a quality product produced by **UNILIN** bvba, division flooring, Ooigemstraat 3, 8710 Wielsbeke, Belgium.

